



Lined Slurry Knife Gate Valve

PRODUCT SPECIFICATION

Size Range	2" - 24" (50mm - 600mm)
Valve Type	Slurry knife gate
Body Style	Narrow Body (Wafer)
Temperature range	80°C
Pressure rating	Up to 240 psi (16 bar)
Body material	Cast ductile iron, 2 coat epoxy painted or Stainless steel
Gate material	17-4PH Stainless Steel, 316L Stainless Steel, 2205 Duplex Stainless Steel, 2507 Duplex Stainless Steel, C276 HASTELLOY
Gate / Blade	Coated with Fluoro-carbon coating
Seat Material	Poly-Urethane, Rubber or Lip Seal
Duty	Abrasive applications
Hydro-Static Test	1.5 Times the rated pressure



FEATURES:

- Perimeter sealing at 16 bar.
- Smooth Bottom (No Groove)
- No metal parts in contact with the flowing slurry
- Bubble tight shutoff
- No clogging bonnet to impeded flow
- External Epoxy or Powder coated
- Easily adapted to fit most actuators
- Low maintenance requirements
- MSS-SP-81 Face to Face
- Lock Out & Switch mountings
- Live-load packing gland
- Full-port design
- Light weight material for easy handling
- Minimized chest area & Close tolerances preventing media from packing
- Robust gate design reduces bending
- Zero discharge to atmosphere
- No pressure drop across valve
- Fluoro carbon coated valve to reduce friction when stroked.
- PTFE Blade wiper
- Two piece body
- Universal tower frame

Premium materials are supplied standard on all valves.

FPV Lined Slurry Knife Gate Valve is designed for full On-Off abrasive and corrosive applications. The Urethane or Rubber lining is moulded throughout the body and chest area. The lining is flush with the bottom of the valve eliminating any pocket are where material can collect.

How the liner works

The liner seat is flush with the bottom of the port eliminating debris and slurry, allowing a leak free seal when closed. The liner also extends over the flange face essentially creating a gasket type seal when installed in the line, thus eliminating additional gaskets.

Actuators


All types of Actuators can be fitted; Electric, Gearbox, Hydraulic, Pneumatic and Handwheel.

Applications


The valve is suited for mining and mineral processing, power generation, sand/gravel, chemical & soda ash, pulp & paper, environmental & effluent, dry feeds and powders.

Accessories

- Limit switches
- PTFE blade coating
- Various blade materials
- Gate safety guards
- Deflector cone



Epoxy Coated with Lip-seal

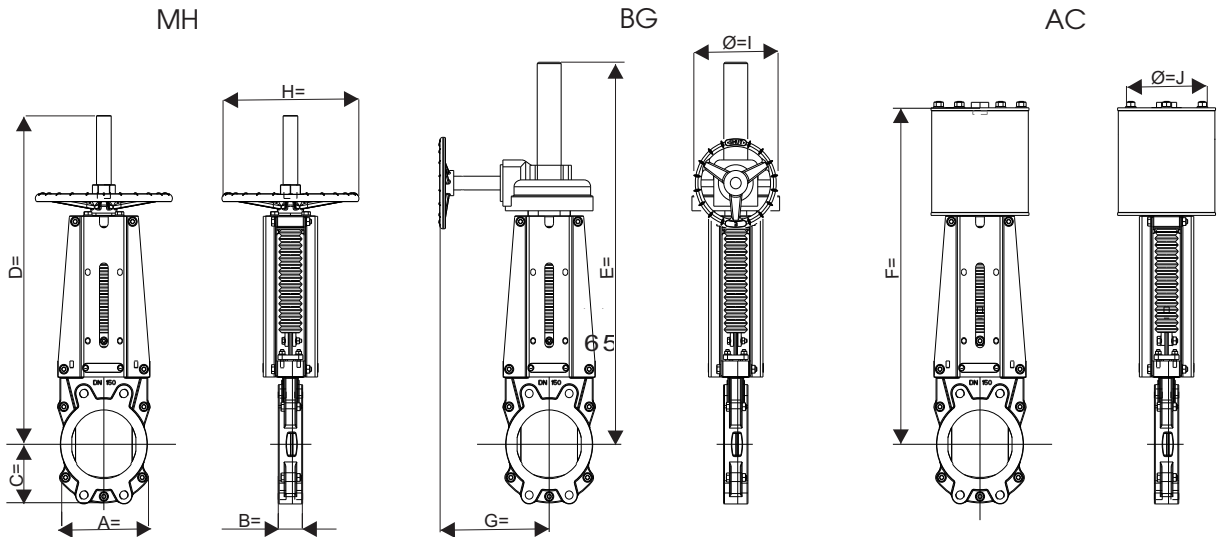


Soft Rubber lined



Polyurethane lined

Dimensions and Weights



Valve Size	A	MSS-SP 81 - F/F	Lined F/F	C	D	E	F	G	H	I	J	MH kg	BG kg	AC kg
50	146	48	54	65	428	500	380	303	300	300	100	12	23	17
65	146	48	54	65	428	500	380	303	300	300	100	16	26	21
80	126	51	57	89	480	500	484	303	300	300	100	15	24	24
100	142	51	57	98	548	568	552	303	300	300	100	20	29	27
125	200	57	64	118	448	568	552	303	300	300	160	24	33	33
150	200	57	64	130	713	733	715	328	500	500	160	29	34	40
200	303	70	76	155	884	1004	874	328	500	500	200	62	65	83
250	322	70	76	161	1019	1039	1017	328	500	500	250	83	85	118
300	374	76	83	187	1234	1254	1185	328	600	600	300	102	101	145
350	444	76	83	222	1388	1400	1354	328	600	600	300	131	134	194
400	504	89	95	251	1508	1528	1474	328	600	600	400	182	182	263
450	568	89	95	284	1709	1739	1691	351	600	600	450	208	222	336
500	622	114	121	311	1871	1901	1853	351	600	600	450	268	282	396
600	712	114	121	355	2104	2134	2136	351	600	600	550	380	395	517